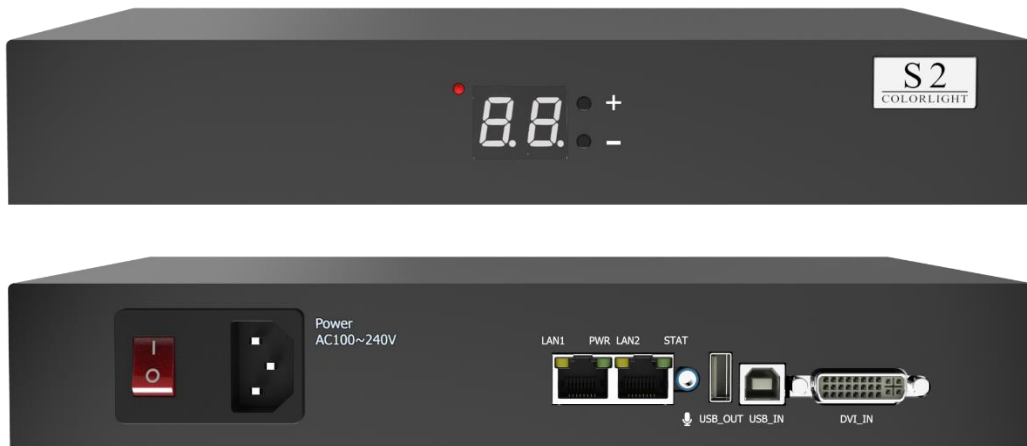


**S2****Controller****Specification V1.2**




Features

- DVI signal input port
- Audio input port with synchronous transmission via Ethernet cable
- Maximum input resolution: 1920×1200 pixels
- Loading capacity: 1.31 million pixels
Maximum Width: 2560 pixels, or Maximum Height: 2560 pixels
- 2 Gigabit Ethernet port outputs, supporting screen arbitrary splicing
- Dual USB ports for high speed configuration and easy cascading
- Better gray at low brightness
- Wide working voltage with AC 100 ~ 240V
- Compatible with all series of Colorlight receiving cards

Specifications

Video source interfaces	
Type	DVI
Receiving Resolution	1920×1200 pixels
Frame Rate	Standard 60Hz, and auto adjustment
Gigabit Ethernet Outputs	
Quantity	2 ports
Net Port Control Area	Each net port: 1280×512 pixels (or equivalent area) 2 net ports: 1280×1024 pixels (or equivalent area) Maximum width of single card: 2560 pixels Or maximum height of single card: 2560 pixels
Transmission Distance	Recommended: CAT5e≤100m
Net Port Splicing	Up-down or left-right splicing defined by users
Connecting Device	
Receiving Card	Compatible with all series of Colorlight receiving card
Peripherals	Multifunction cards, optical fiber transceiver, Gigabit switch
Parameters	
Dimensions	275×198×44 mm
Input Voltage	AC 100V-240V, 50/60Hz
Rated Power Consumption	15W
Weight	2.1kg
External Interface	
Configuration Port	USB
Real-time Configuration	Supported
Brightness and Color Temperature Adjustment	Supported
Smart Detection System	DVI interface detection
More Functions	
Multi-Screen Control	Multiple screens with different sizes can be controlled simultaneously
Audio Transmission	Supported
Bit Error Detection	Ethernet cable quality and malfunction detection

Hardware

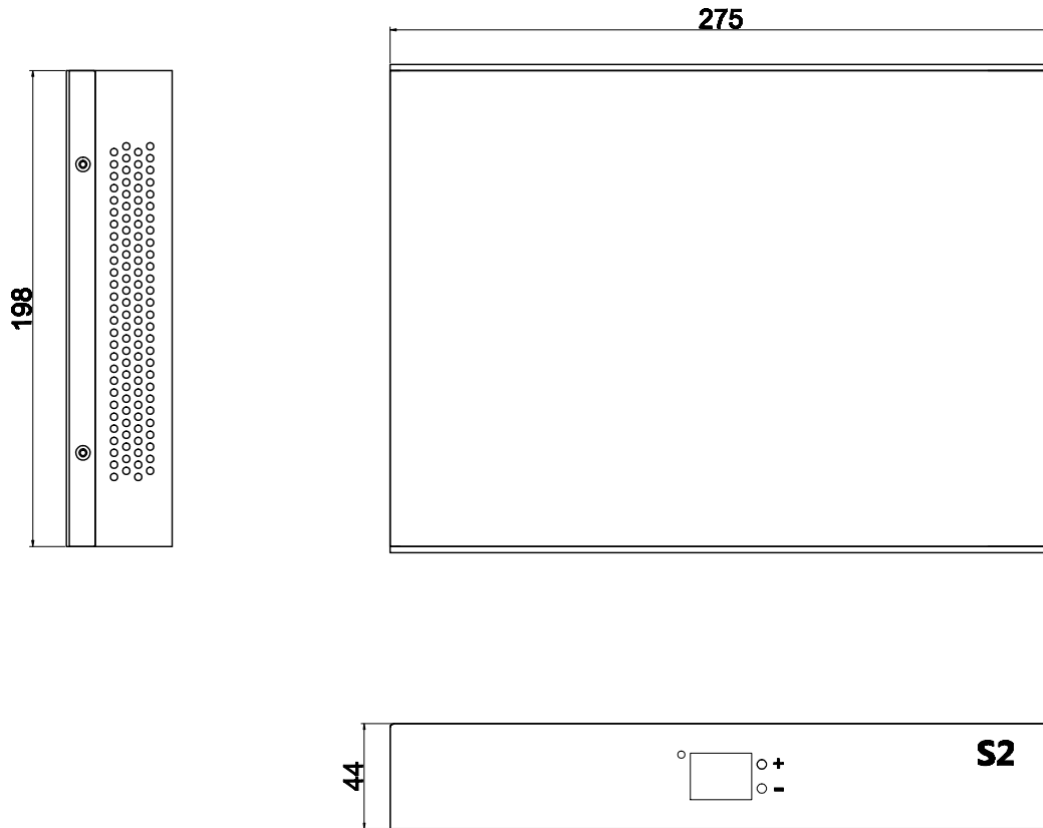


1. Interface Description

No	Name	Function	Remarks
1	Indicator Panel and Configuration Button	Adjust the brightness of the entire screen (16 levels); Display the whole screen test mode conversion	Press "+" and "-" together to switch between brightness adjustment and testing mode.
2	Power Switch	On or off	
3	Power Socket	AC 100~240V	
4	Output Ports	RJ45, for transmitting network signals	The control area of the two outputs can be separately set
5	Audio Input	Input audio signal via Ethernet cable	
6	USB OUT	USB-A output, cascading among multiple sending cards	
7	USB IN	USB-B input, connected to PC for configuring parameters	
8	DVI Input	DVI output interface, connected to the graphics card	

2. Dimensions

Unit: mm



Statement

Thank you for purchasing the product of Colorlight Cloud Tech Ltd. If you encounter any problems during use or have any suggestions, please contact us through official channels. We will do our best to provide support and listen to your valuable suggestions. We will constantly make improvements on technical specifications but without notice. You can visit www.colorlightinside.com to get more updated information.

Official dealer in Russia and Belarus is LLC Power Light Systems. www.powerlight.ru

